

AERC Recycling Survey Results



Survey Summary

- 600+ surveys
 - 90% recycle
 - 10% do not



“No” Track Summary

- *2/3 of companies that do not recycle, say it is either not available where they are, or is not mandated by law or regulations*
- *Slightly more than half of all “no” respondents say their customers, vendors and employees want them to recycle, but the options are not there for them to meet those demands*



“Yes” Track Summary



- *A majority of companies (60%) would increase their recycling rates if there were more affordable solutions.*
- *40% report a need for more access to recycling options*
- *A nearly all firms recycling say Concern for the environment is a top priority for them as well as being in full compliance with regulatory and industry practices.*
- *More than 40% say that recycling actually reduces their cost of doing business via lowered insurance premiums and reduced liability risks*

Survey Summary



- *In order to increase recycling at firms currently recycling, nearly 2/3 of respondents say that more training programs are needed to design and implement recycling programs for different types of waste streams and handling materials safely*
- *Nearly 90% of companies do not have a data destruction plan in place or understand how to destroy their data safely and securely*

Waste Stream Summary



What are the waste streams you are currently recycling?(check all that apply)		
Answer Options	Response Percent	Response Count
e-waste (computers cell phones and electronics)	84.6%	406
Ink Cartridges	77.7%	373
Mercury-containing devices	70.0%	336
Batteries	84.8%	407
Lamps, including CFL which contain mercury	81.0%	389
Office trash (paper, plastics, glass)	83.3%	400
<i>answered question</i>		480
<i>skipped question</i>		102

- While all waste streams are heavily represented by the respondents, the top three recycled streams with 80%+ rates of recycling (excluding universal waste) are:
 - Batteries
 - E-waste
 - Lamps

Business Type



Business Type		
Answer Options	Response Percent	Response Count
Construction	6.9%	28
Finance, Insurance, and Real Estate	4.4%	18
Food Services	1.5%	6
Manufacturing	24.0%	98
Electronics	3.9%	16
Medical Services	6.1%	25
Professional Services	13.7%	56
Public Administration	9.6%	39
Education	12.7%	52
Recreational or Entertainment Service	1.0%	4
Retail	4.2%	17
Software	1.0%	4
Utilities	6.9%	28
Wholesale	4.2%	17
Other (please specify)		86
<i>answered question</i>		408
<i>skipped question</i>		174

Demographic Data Summary



- More than 2/3 of all survey respondents had annual revenue under \$25 million and 20% under \$1 million
 - Business Type and locations
 - (see separate charts and list in release notes)

Contact Info Collected



- 189 or 46% of respondents (answering this optional question) requested additional information regarding AERC recycling
- iPad giveaway
 - 408 responses with contact info
 - 174 people skipped question
- See separate spreadsheet reports for contact info



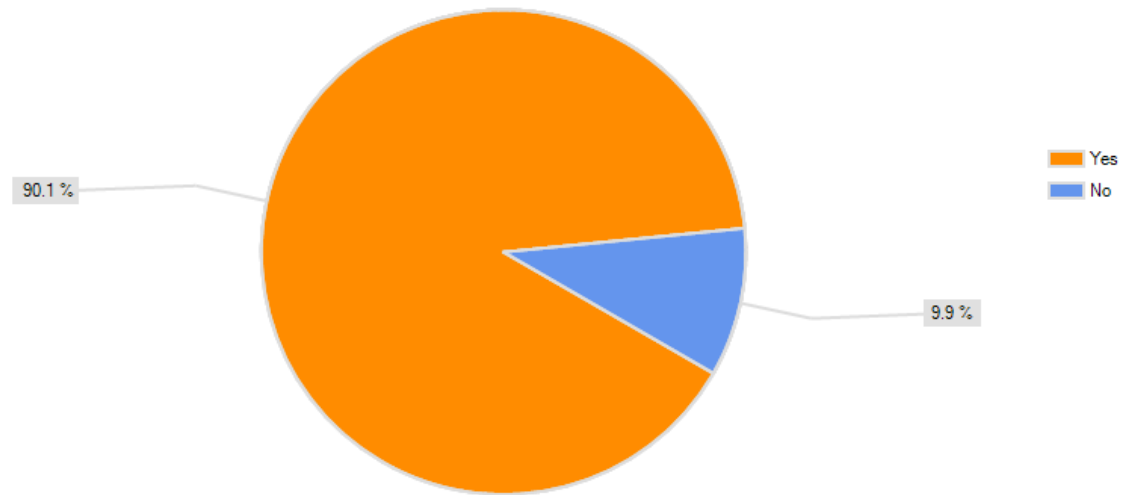
<http://www.AERCRecycling.com>



First Question
Determines
Recycling
Track

Is Your Firm Recycling?

Go Green Recycle Now! Survey Sponsored by AERC Recycling Please Take Survey and Enter to win a Free iPad. We want your feedback on why / why not you recycle, what you recycle and how we can help you so we can both improve the environment. All responses will be kept confidential Please take the survey and good luck on winning your iPad AERC Recycling Is your business recycling?



<http://www.AERCRecycling.com>

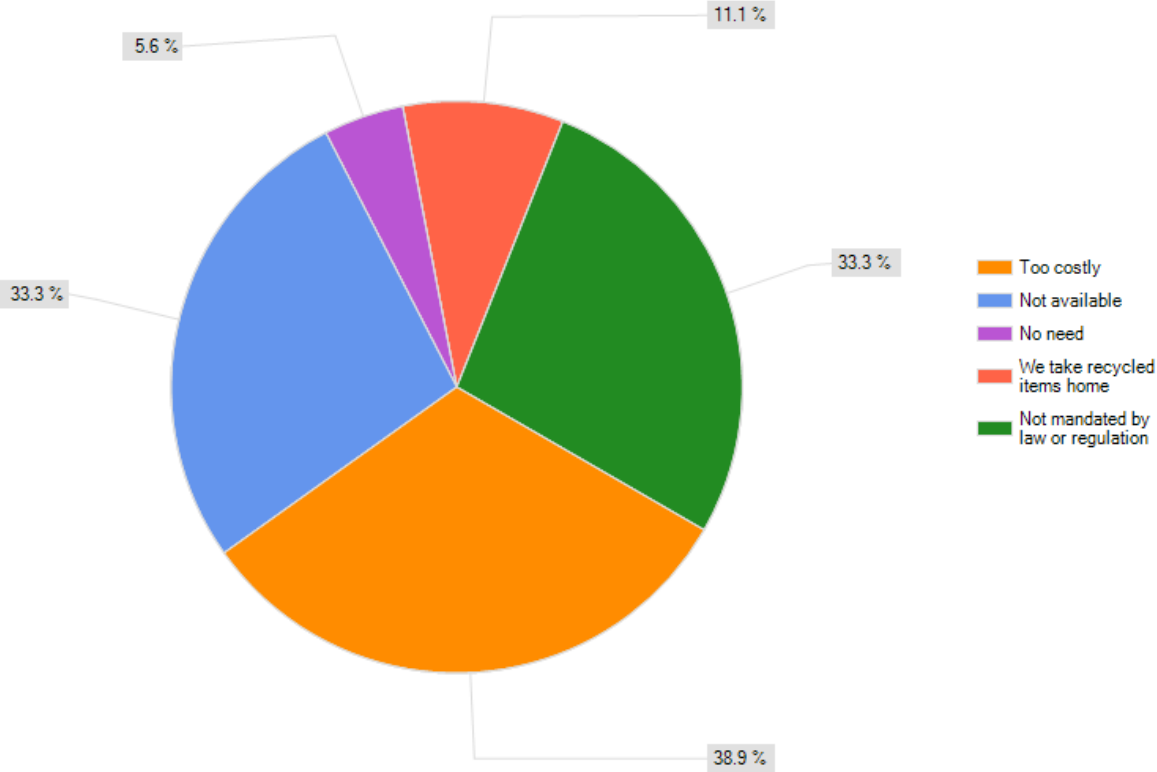


“No” Track

Why is Your Firm Not Recycling?



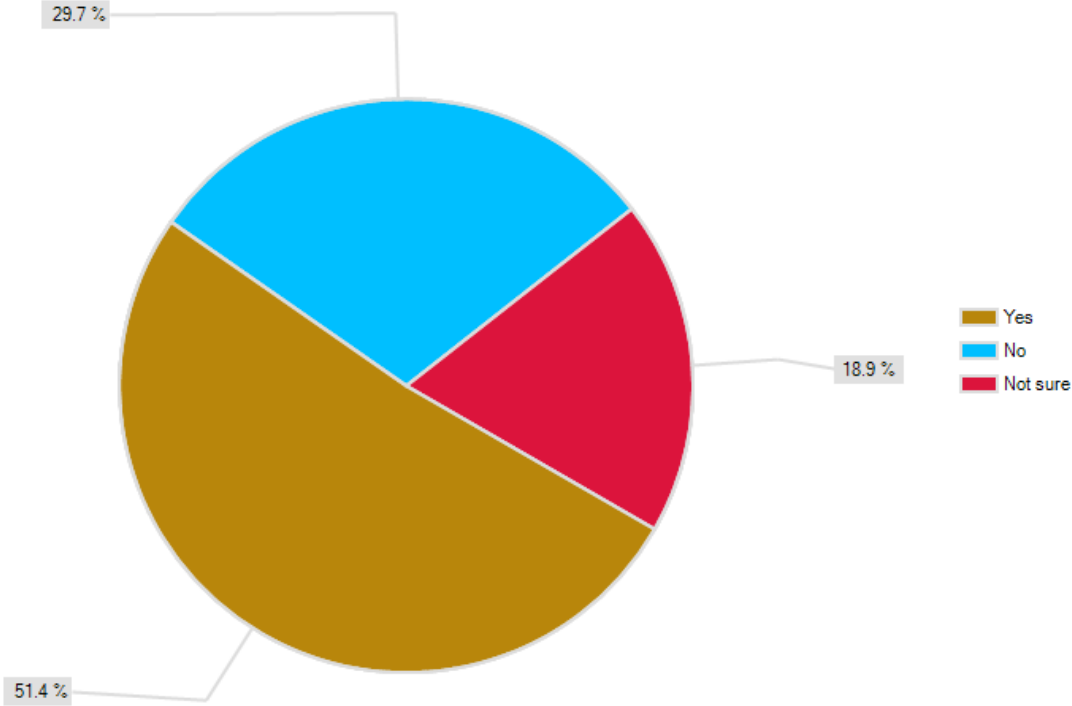
Why is your firm not recycling?



<http://www.AERCRecycling.com>

Who's Asking You to Recycle?

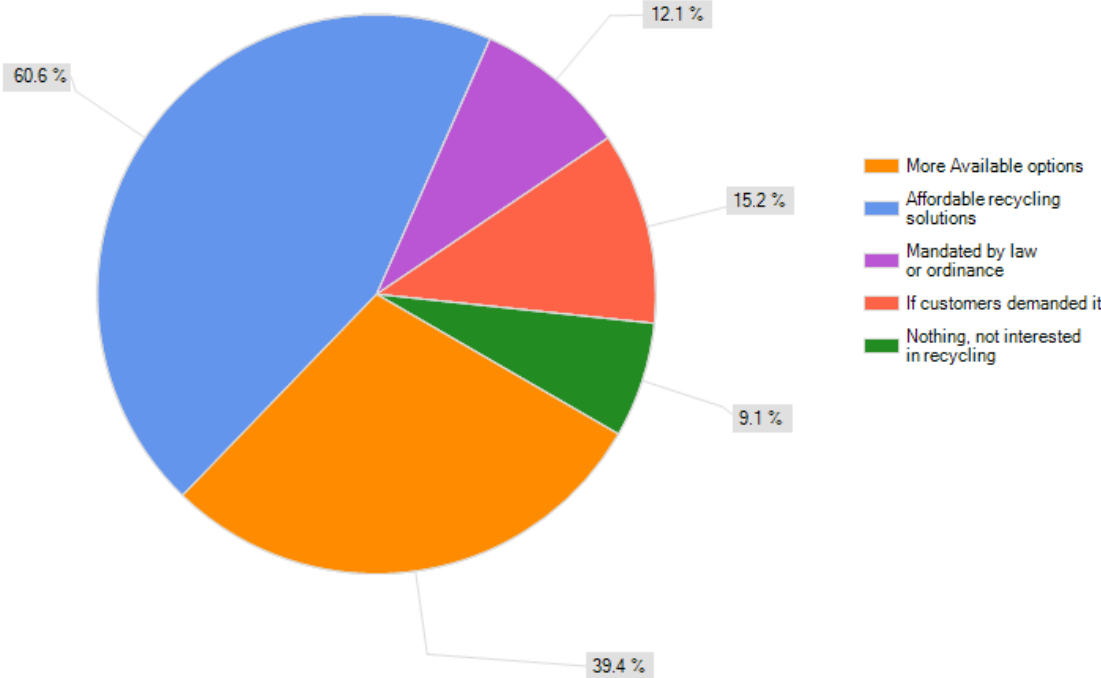
Are your employees, customers or vendors asking you to recycle?



<http://www.AERCRecycling.com>

What Would Make You Recycle

What would make your firm recycle?



<http://www.AERCRecycling.com>

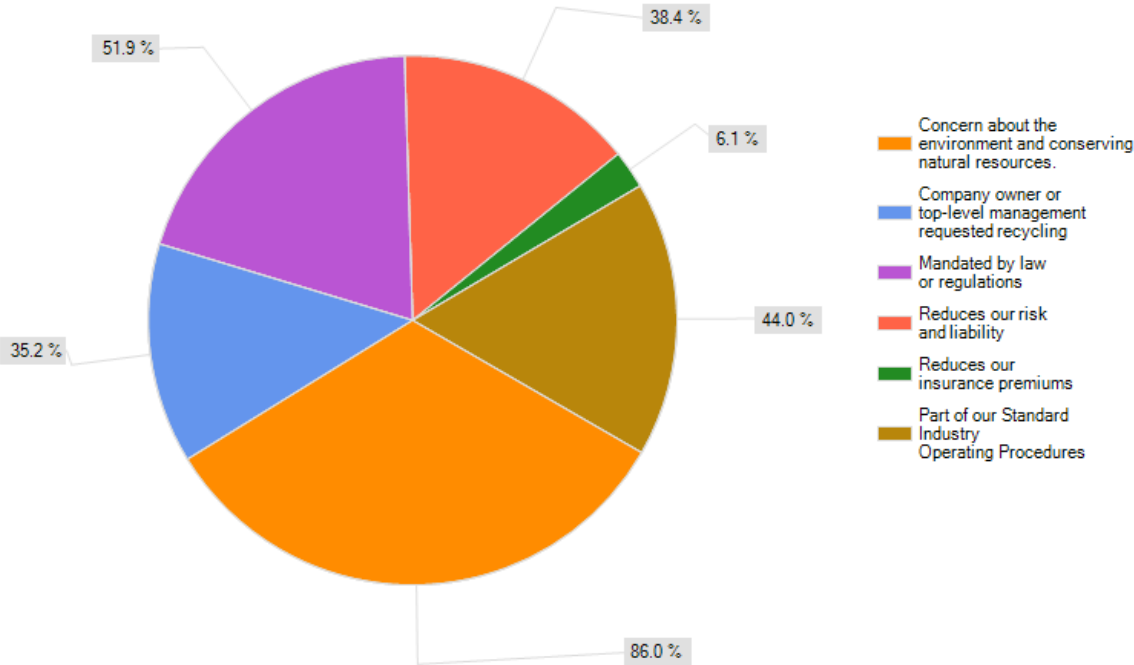


“Yes” Track

Why is Your Firm Recycling?



Why is your firm recycling?

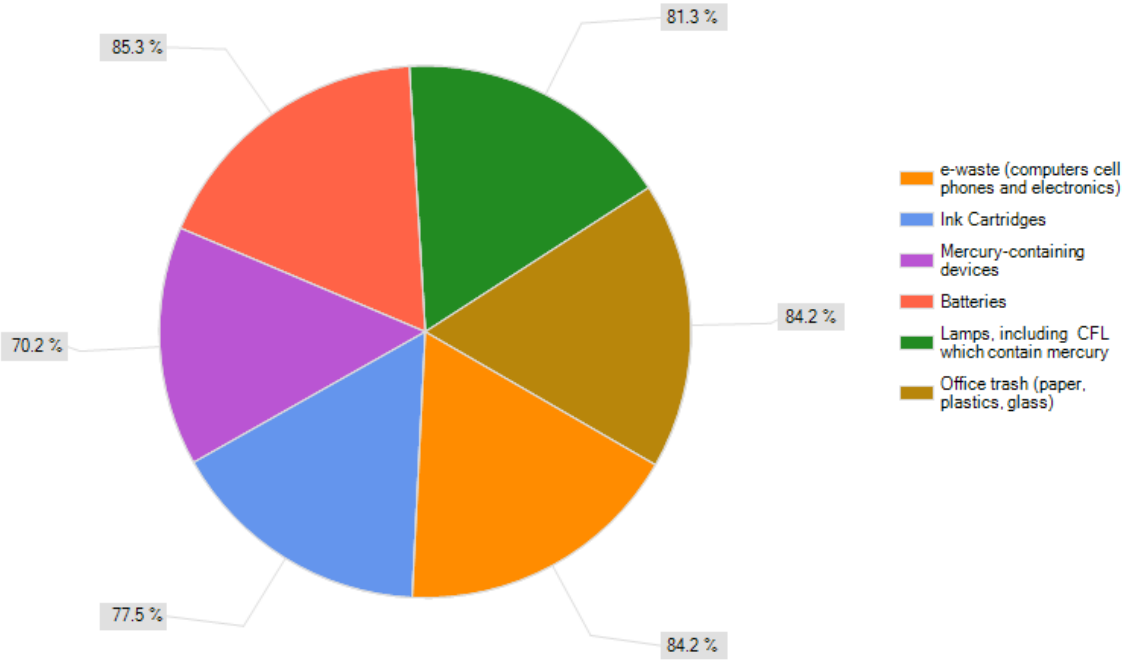


<http://www.AERCRecycling.com>

What Waste Streams Are you Recycling?



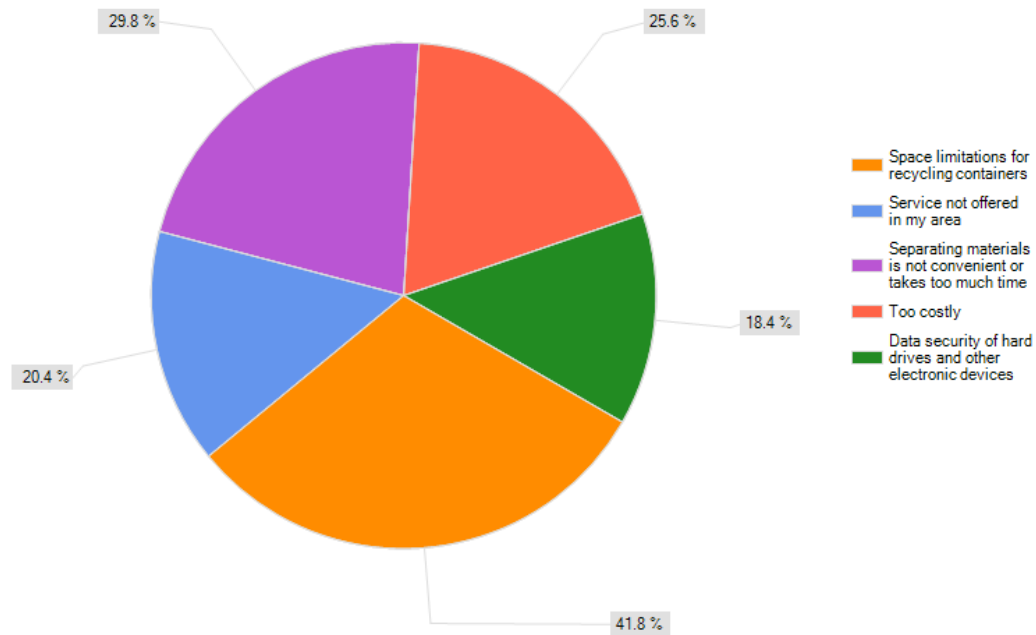
What are the waste streams you are currently recycling?(check all that apply)



<http://www.AERCRecycling.com>

Obstacles to Increase Recycling

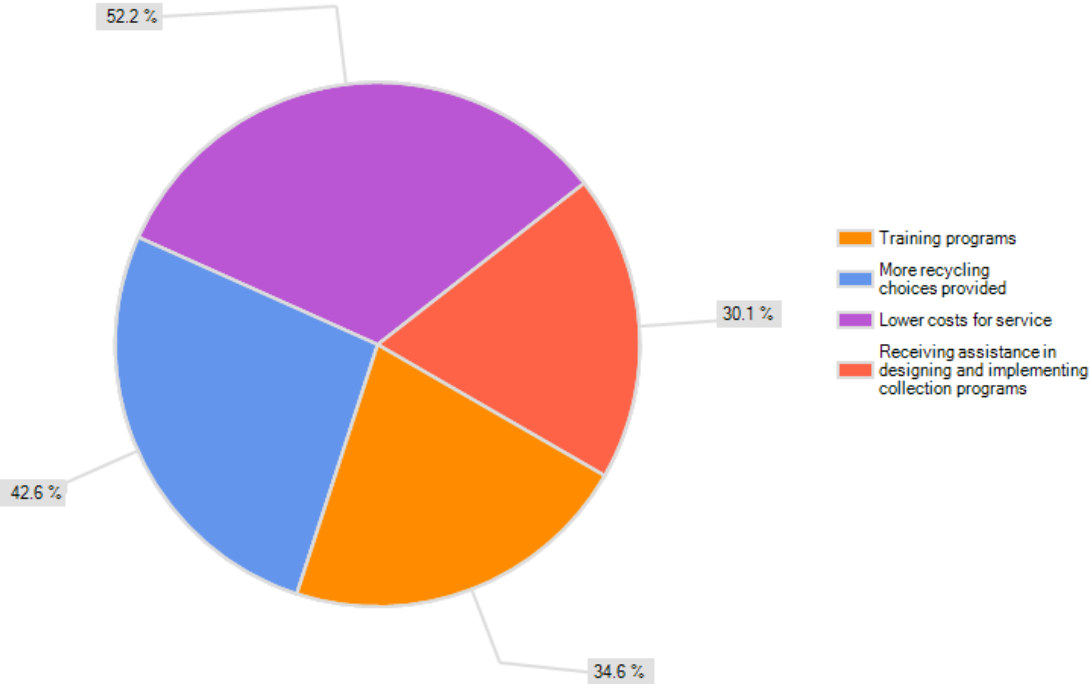
What are your business' biggest obstacles to recycling more?



<http://www.AERCRecycling.com>

How Could You Increase Recycling Rates

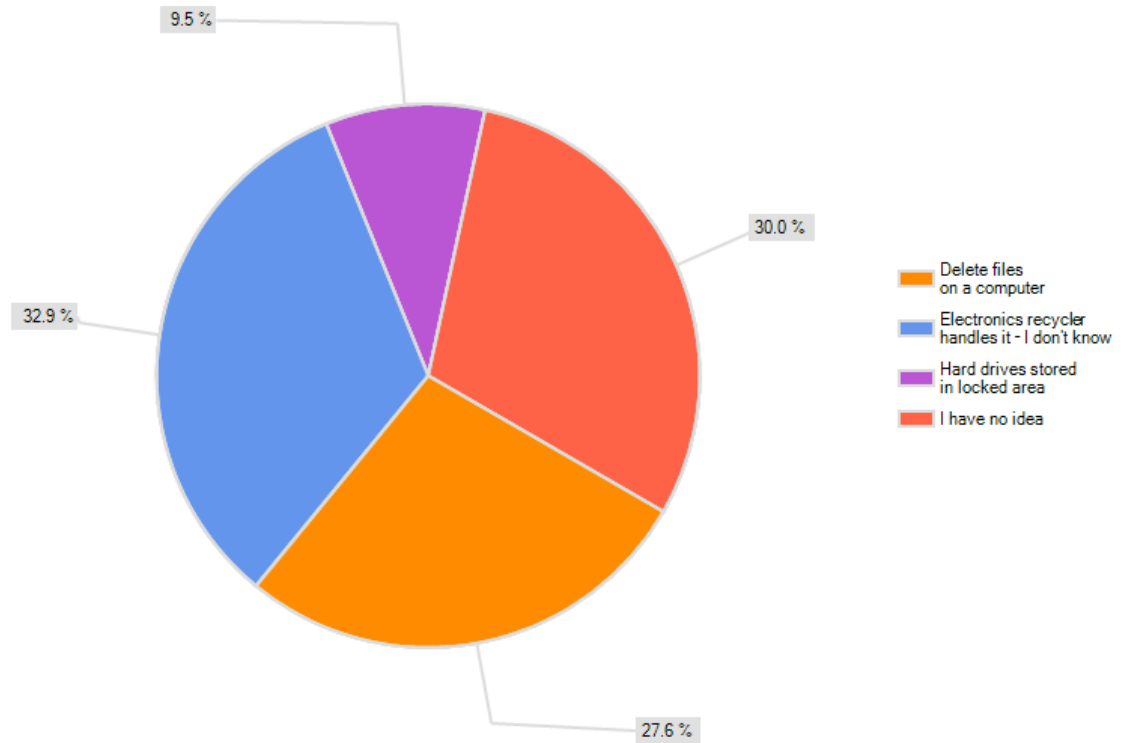
How could your business increase recycling?



How Do You Destroy Data



How does your organization destroy data?

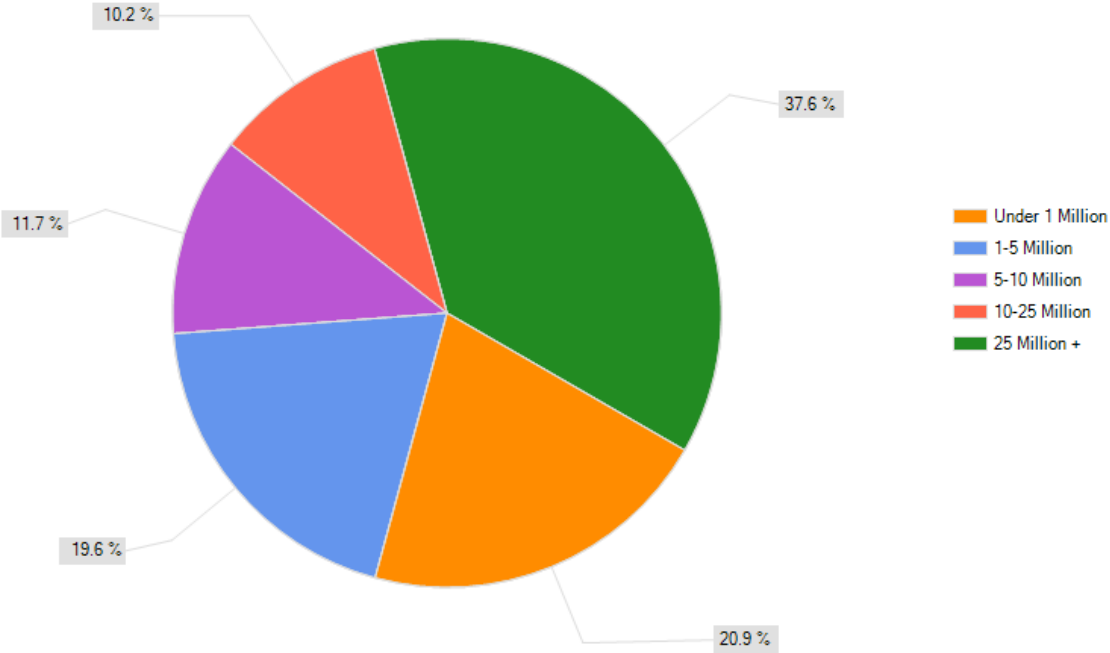


<http://www.AERCRecycling.com>

Size of Business by Revenue

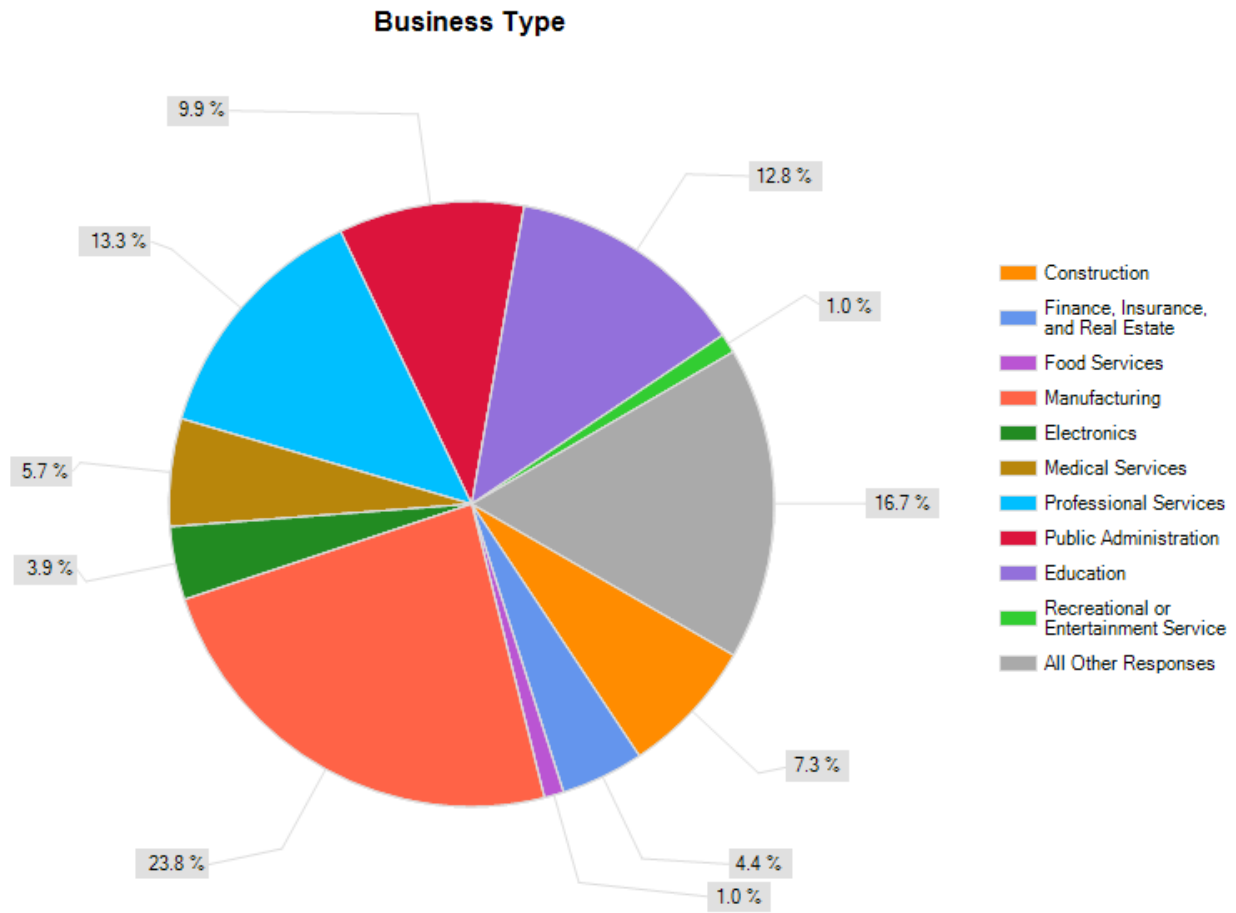


Size of Business (per revenue)



<http://www.AERCRecycling.com>

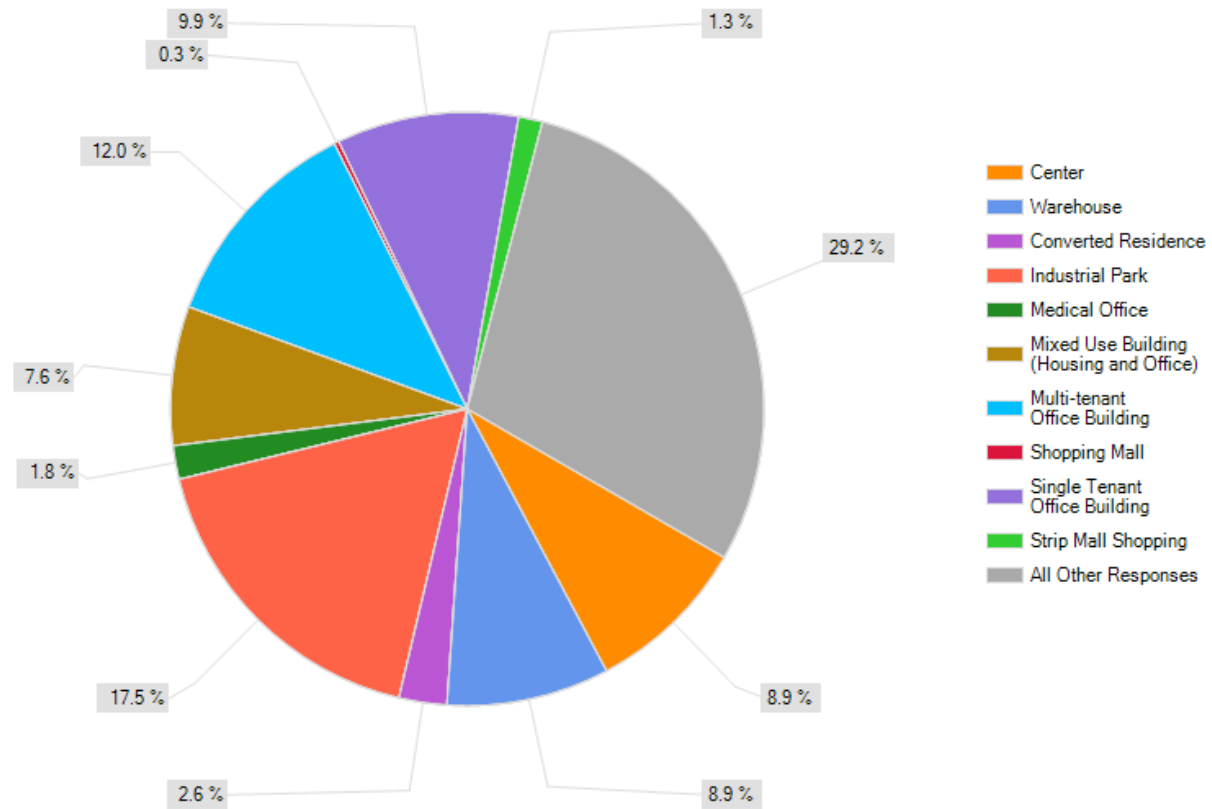
Business Type



Business Location



Business Location





<http://www.AERCRecycling.com/>

Twitter: @Aerc_recycling

Survey Conducted by AJR & Partners, Inc.

www.ajrpartners.com

Twitter: @ajrpartners